

FIVE GREEN AND SPECKLED FROGS CRAFT RECIPE



Children will have fun creating their very own at home storytime felt activity! This popular song helps children to better understand the basics of subtracting as they count down describing the frogs jumping off a log one by one.








Ingredients:

- 1 8x12 sheet green soft felt
- 1 sheet 8x12 brown soft felt
- 1 sheet 8x12 thick blue felt
- Two googly eyes
- Frog and log template with song
- Scissors
- Brown Marker

Directions:

- Using frog template and soft green felt, cut out five frogs.
- Place two googly eyes on each frog.
- Speckle the frogs with brown marker.
- Using log template cut out log using brown felt.
- Place frogs on large felt blue felt sheet.
- Practice singing song with felt frogs.







Five Green Speckled Frogs - Lyrics

Five green and speckled frogs
Sat on a speckled log
Eating some most delicious grubs - yum, yum
One jumped into the pool
Where it was nice and cool
Now there are four green speckled frogs - glub, glub.

Four green and speckled frogs
Sat on a speckled log
Eating some most delicious grubs - yum, yum
One jumped into the pool
Where it was nice and cool
Now there are three green speckled frogs - glub, glub.

Three green and speckled frogs
Sat on a speckled log
Eating some most delicious grubs - yum, yum
One jumped into the pool
Where it was nice and cool
Now there are two green speckled frogs - glub, glub.

Two green and speckled frogs
Sat on a speckled log
Eating some most delicious grubs - yum, yum
One jumped into the pool
Where it was nice and cool
Now there is one green speckled frogs- glub, glub.

One green and speckled frogs
Sat on a speckled log
Eating some most delicious grubs - yum, yum
One jumped into the pool
Where it was nice and cool
Now there are no green speckled frogs - glub, glub.